



Washington
State
Hospital
Association

Partnership for Patients

Working Together for Safer Care

Partnership for Patients Summary Report October 2014 Release

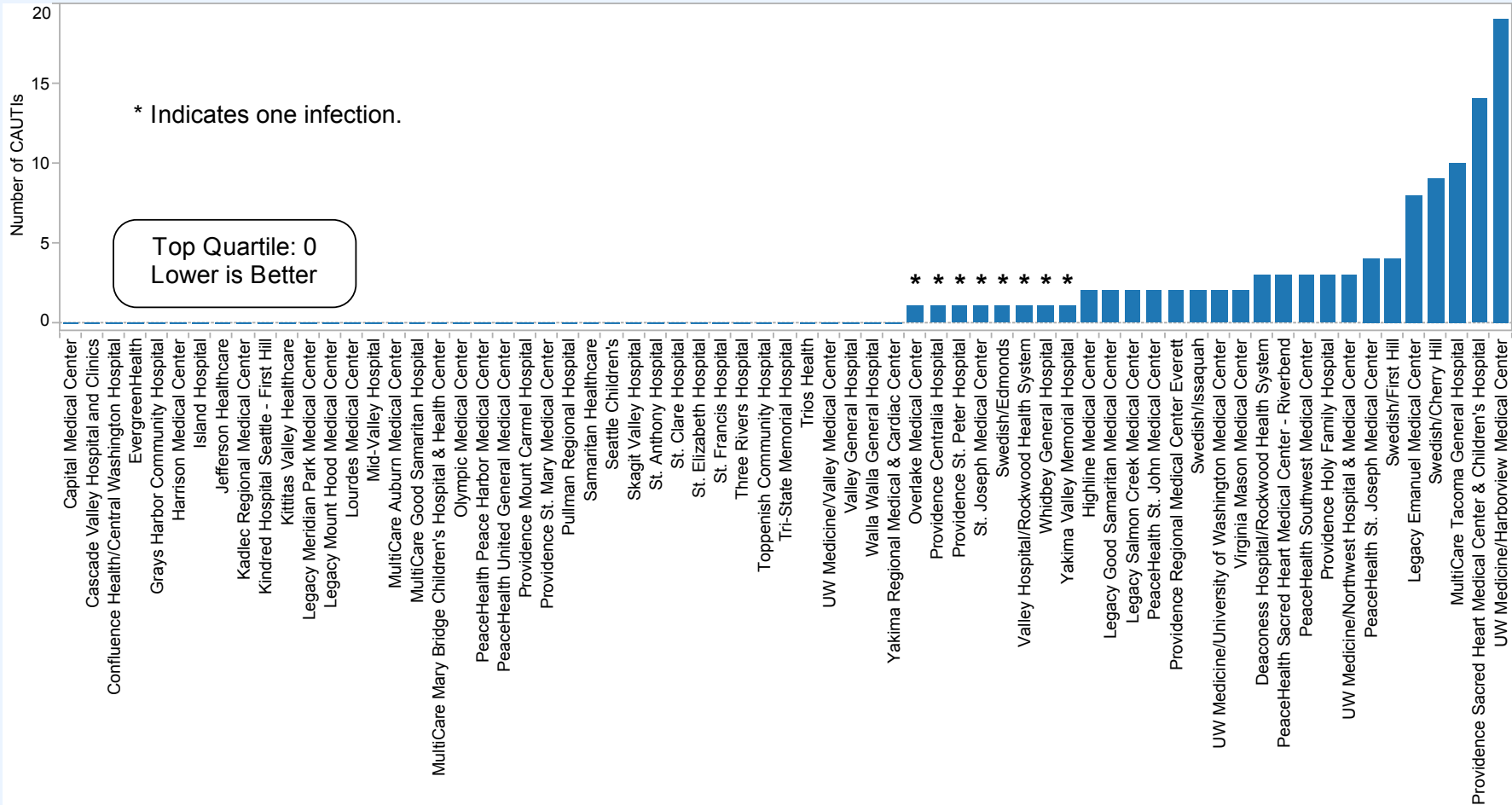
Table Contents

Catheter-Associated Urinary Tract Infection (CAUTI) - ICU	1
Catheter-Associated Urinary Tract Infection (CAUTI) - Non- ICU	2
Central-Line Associated Blood Stream Infection (CLABSI) - ICU	3
Central-Line Associated Blood Stream Infection (CLABSI) - Non-ICU	4
Surgical Site Infection (SSI) - Cardiac, CBGB and CBGC	5
Surgical Site Infection (SSI) - Colon	6
Surgical Site Infection (SSI) - Hip/Knee	7
Surgical Site Infection (SSI) - Hysterectomy	8
Obstetrics (OB) - Early Elective Deliveries (EED)	9
Obstetrics (OB) - Episiotomy	10
Adverse Drug Events (ADE) - Anticoagulants - Option 1	11
Adverse Drug Events (ADE) - Hypoglycemics - Option 1	12
Adverse Drug Events (ADE) - Opioids - Option 1	13
Falls	14
Pressure Ulcers	15
Ventilator-Associated Events (VAE)	16
Ventilator-Associated Pneumonia (VAP)	17
Venous Thromboembolism (VTE)	18



Partnership for Patients Summary Report - October 2014 Release

ICU: Catheter Associated Urinary Tract Infection (CAUTI) - 2Q 2014 Distribution



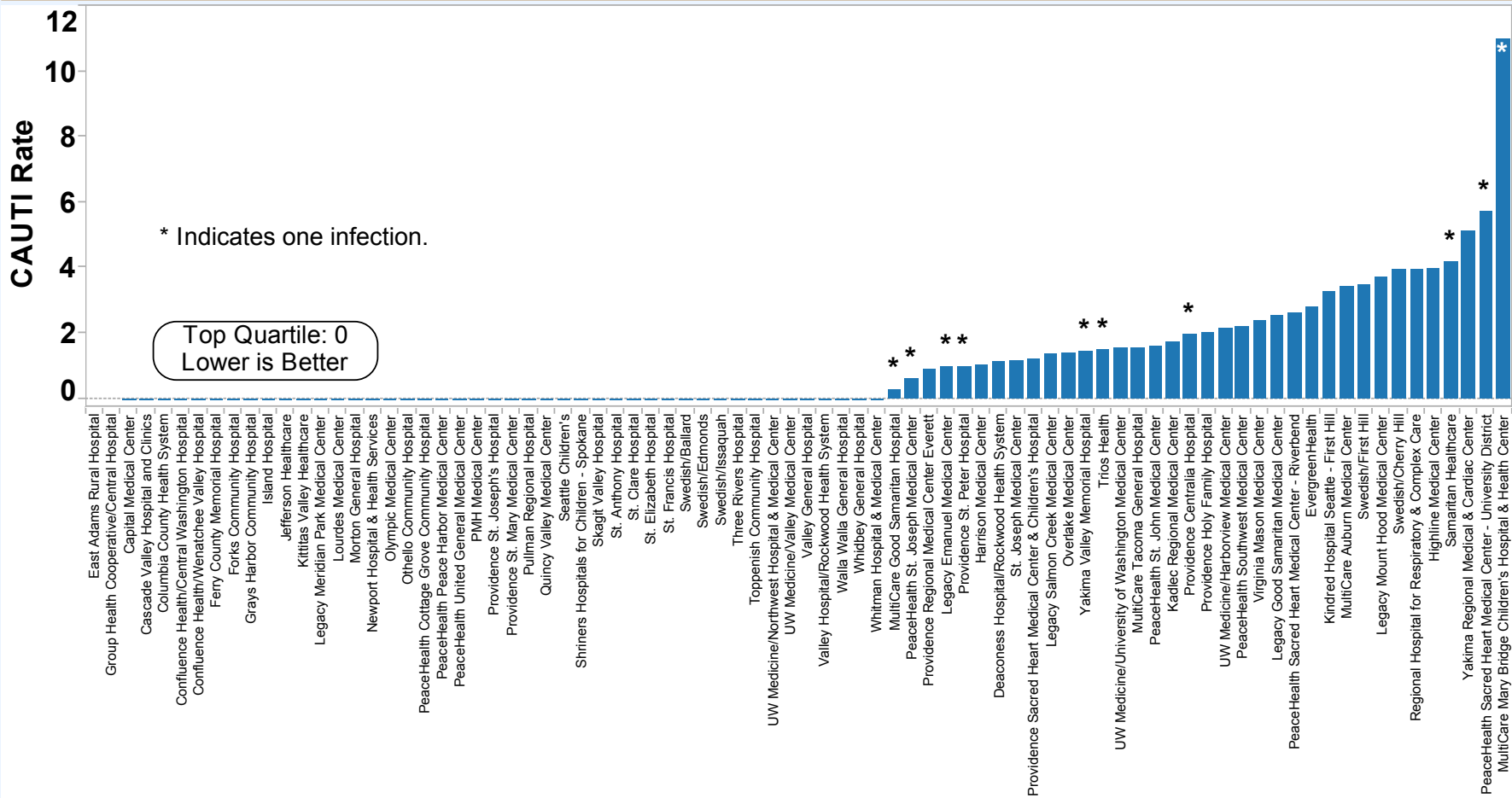
Definition: Centers for Disease Control and Prevention's (CDC) National Healthcare Safety Network (NHSN), CAUTIs per 1,000 urinary catheter days

Data Source: CDC NHSN and Washington State Hospital Association (WSHA) Quality Benchmarking System



Partnership for Patients Summary Report - October 2014 Release

Non ICU: Catheter Associated Urinary Tract Infection (CAUTI) - 2Q 2014 Distribution

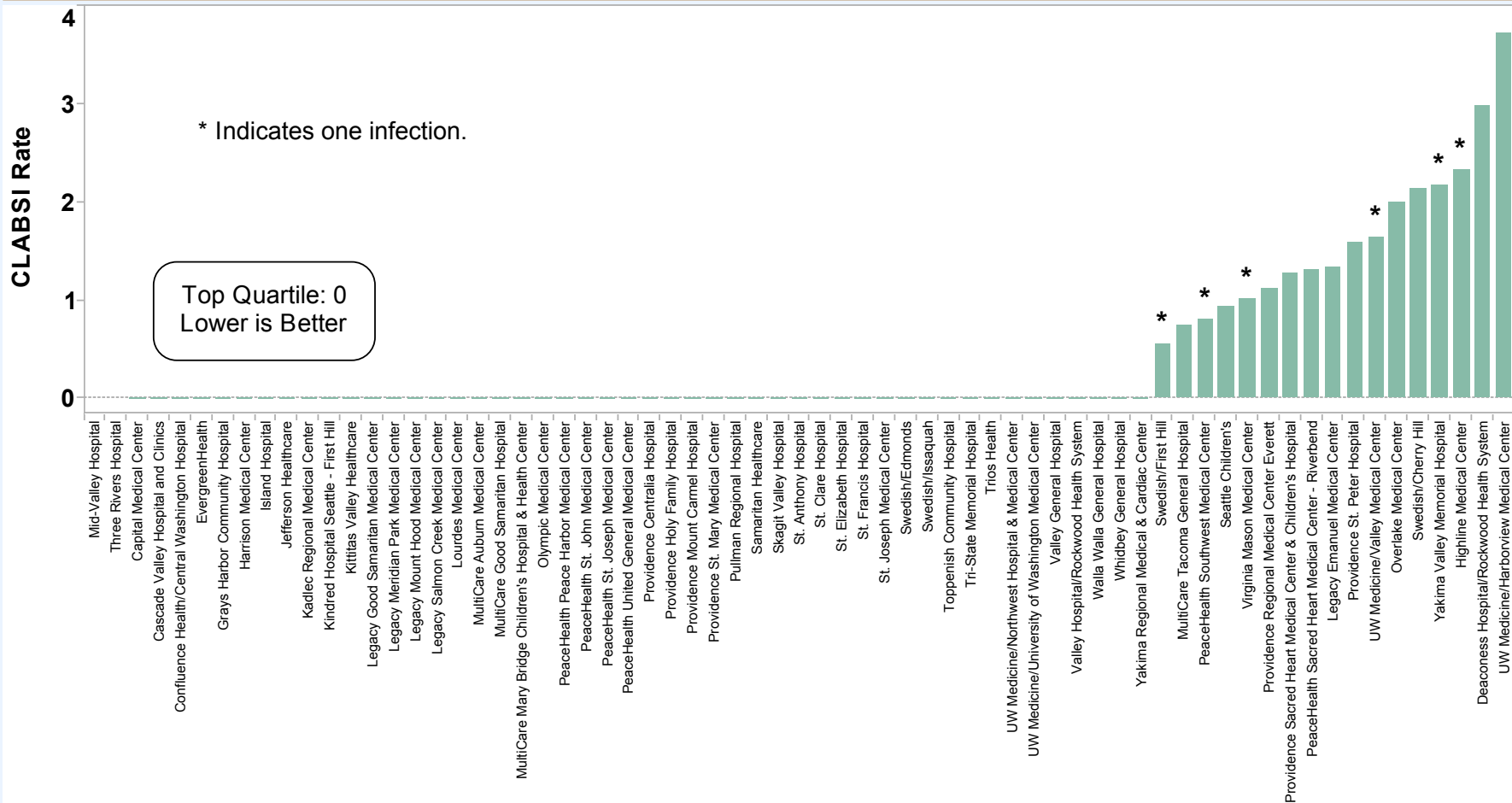


Definition: Centers for Disease Control and Prevention's (CDC) National Healthcare Safety Network (NHSN), CAUTIs per 1,000 urinary catheter days

Data Source: CDC NHSN and Washington State Hospital Association (WSHA) Quality Benchmarking System

Partnership for Patients Summary Report - October 2014 Release

ICU: Central Line Associated Bloodstream Infections (CLABSI) - 2Q 2014 Distribution




Definition: Centers for Disease Control and Prevention's (CDC) National Healthcare Safety Network (NHSN), number of central line associated bloodstream infections per 1,000 central line days

Data Source: CDC NHSN



Partnership for Patients Summary Report - October 2014 Release

Non ICU: Central Line Associated Bloodstream Infections (CLABSI) - 2Q 2014 Distribution



Definition: Centers for Disease Control and Prevention's (CDC) National Healthcare Safety Network (NHSN), number of central line associated bloodstream infections per 1,000 central line days
Data Source: CDC NHSN

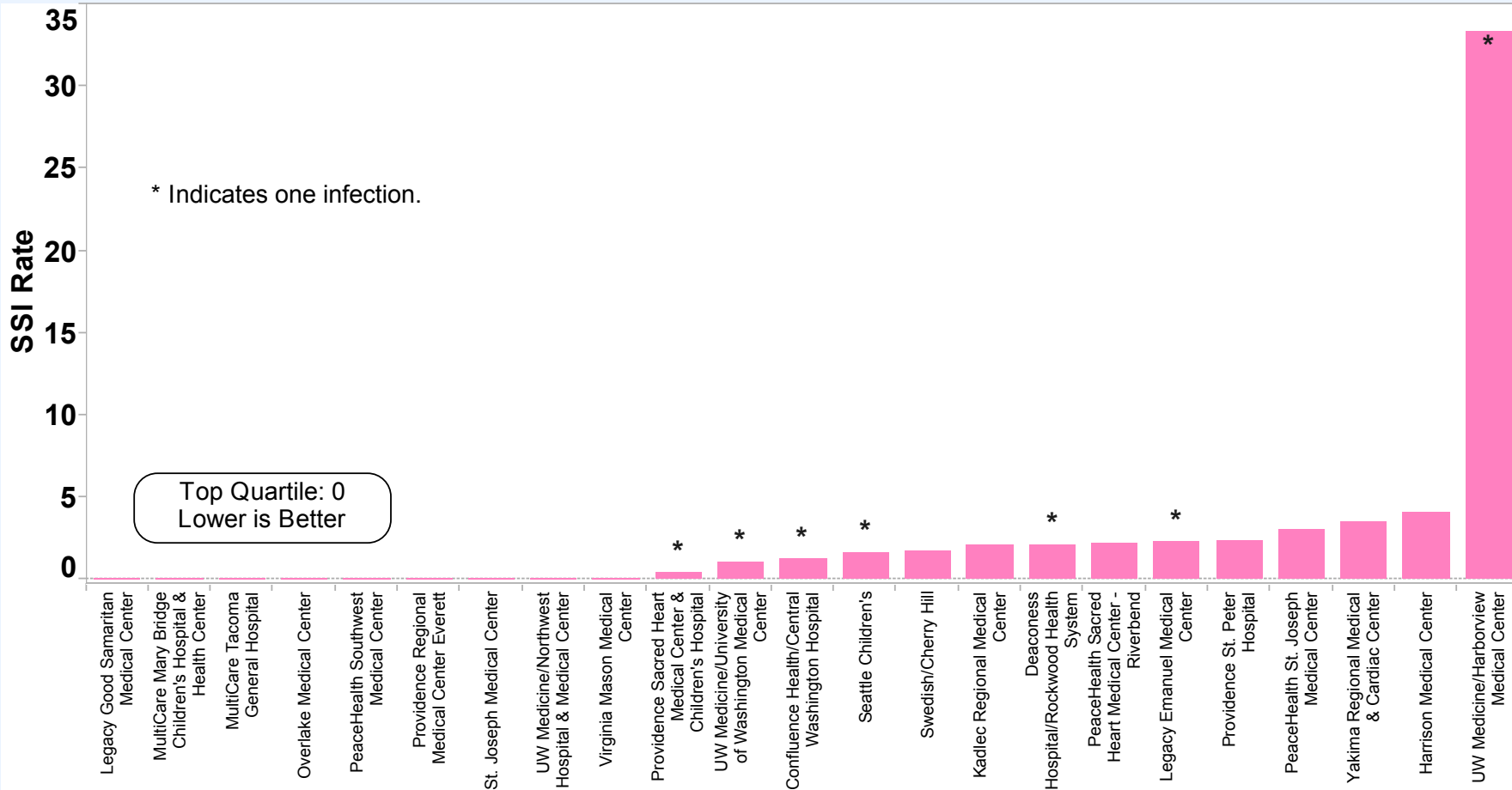


Partnership for Patients

Working Together for Safer Care

Partnership for Patients Summary Report - October 2014 Release

Surgical Site Infection (SSI): Cardiac, CBGB and CBGC - 1Q 2014 Distribution



Definition: Centers for Disease Control and Prevention's (CDC) National Health Safety Network (NHSN), SSI per 100 operative procedures (Cardiac surgery, Coronary artery bypass graft with both chest and donor site incisions [CBGB], Coronary artery bypass graft with chest incision only [CBGC], Hip prosthesis, Knee prosthesis, Abdominal hysterectomy).

Data Source: CDC NHSN and Washington State Hospital Association's (WSHA) Quality Benchmarking System (QBS).

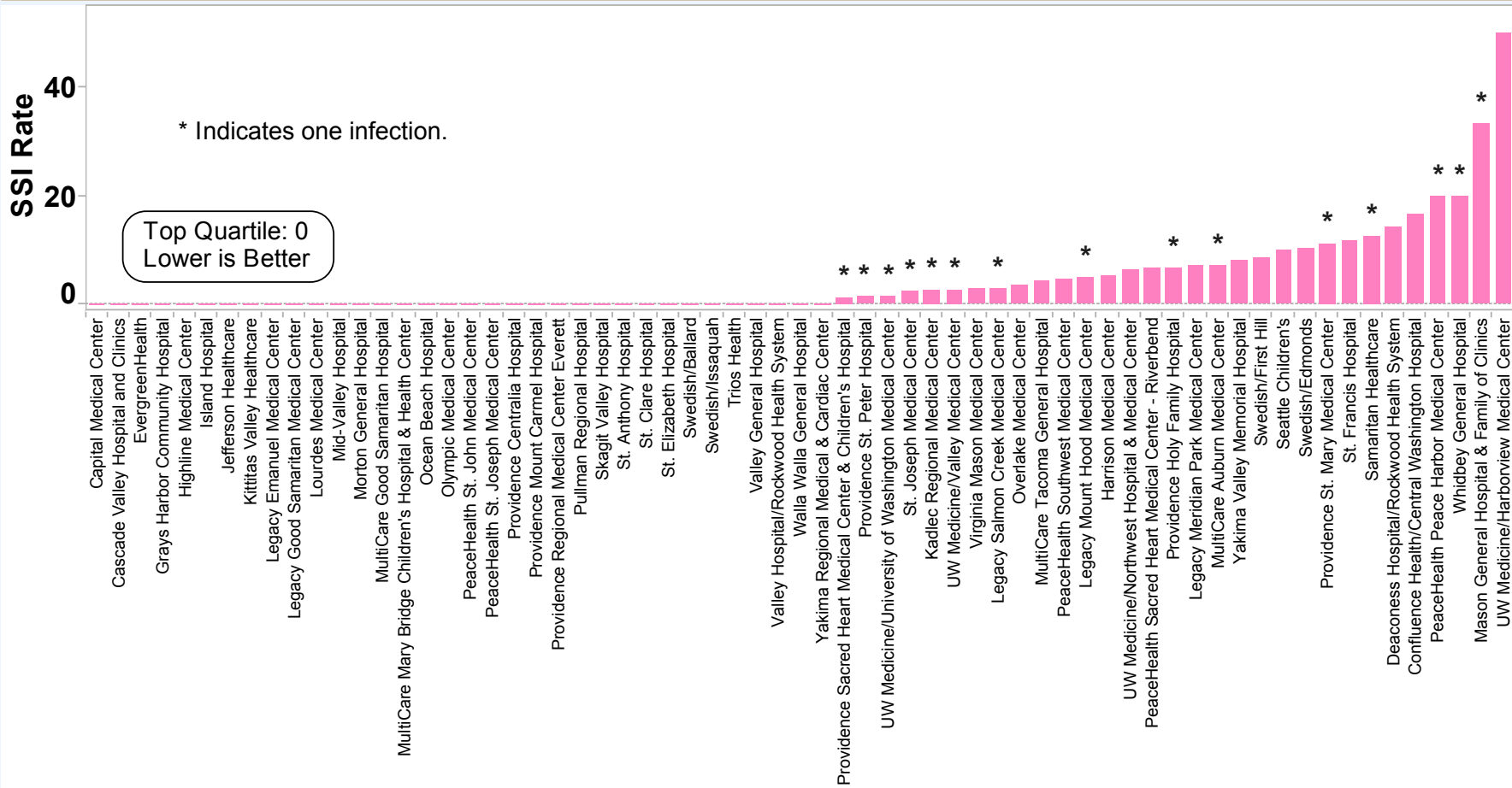


Partnership for Patients

Working Together for Safer Care

Partnership for Patients Summary Report - October 2014 Release

Surgical Site Infection (SSI): Colon - 1Q 2014 Distribution



Definition: Centers for Disease Control and Prevention's (CDC) National Health Safety Network (NHSN), SSI per 100 operative procedures (Cardiac surgery, Coronary artery bypass graft with both chest and donor site incisions [CBGB], Coronary artery bypass graft with chest incision only [CBGC], Hip prosthesis, Knee prosthesis, Abdominal hysterectomy).

Data Source: CDC NHSN and Washington State Hospital Association's (WSHA) Quality Benchmarking System (QBS).

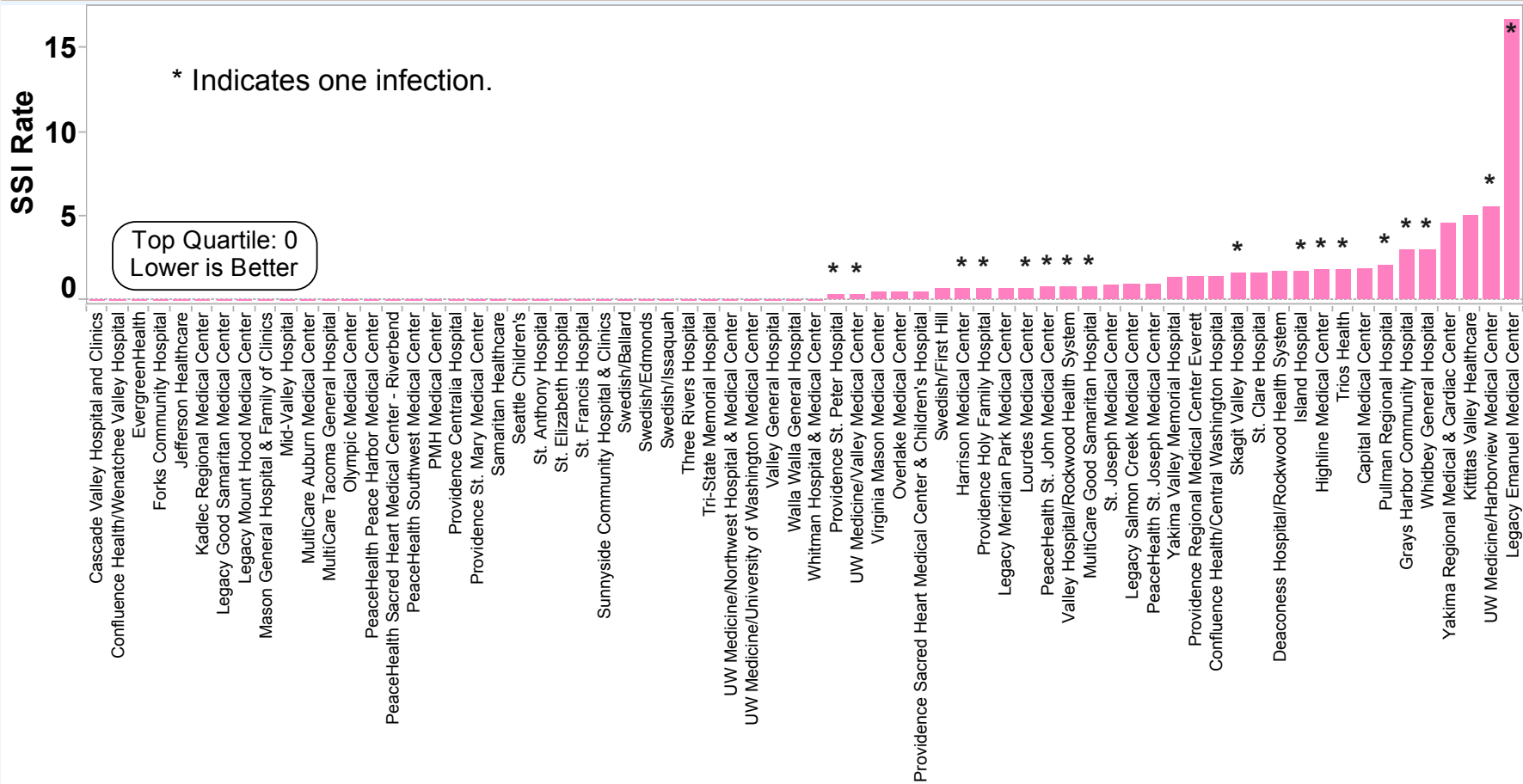


Partnership for Patients

Working Together for Safer Care

Partnership for Patients Summary Report - October 2014 Release

Surgical Site Infection (SSI): Hip and Knee - 1Q 2014 Distribution



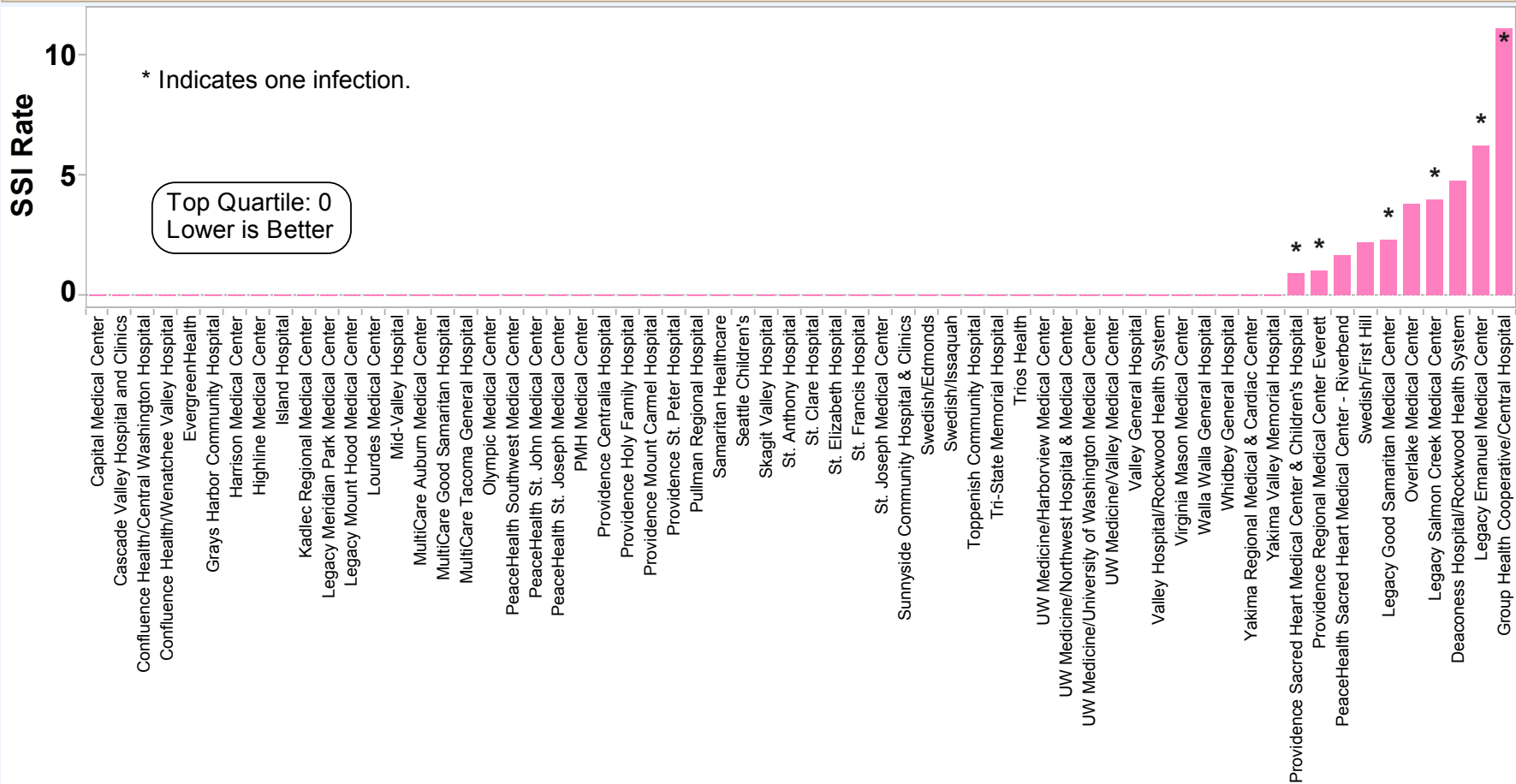
Definition: Centers for Disease Control and Prevention's (CDC) National Health Safety Network (NHSN), SSI per 100 operative procedures (Cardiac surgery, Coronary artery bypass graft with both chest and donor site incisions [CBGB], Coronary artery bypass graft with chest incision only [CBGC], Hip prosthesis, Knee prosthesis, Abdominal hysterectomy).

Data Source: CDC NHSN and Washington State Hospital Association's (WSHA) Quality Benchmarking System (QBS).



Partnership for Patients Summary Report - October 2014 Release

Surgical Site Infection (SSI): Abdominal Hysterectomy - 1Q 2014 Distribution



Definition: Centers for Disease Control and Prevention's (CDC) National Health Safety Network (NHSN), SSI per 100 operative procedures (Cardiac surgery, Coronary artery bypass graft with both chest and donor site incisions [CBGB], Coronary artery bypass graft with chest incision only [CBGC], Hip prosthesis, Knee prosthesis, Abdominal hysterectomy).

Data Source: CDC NHSN and Washington State Hospital Association's (WSHA) Quality Benchmarking System (QBS).

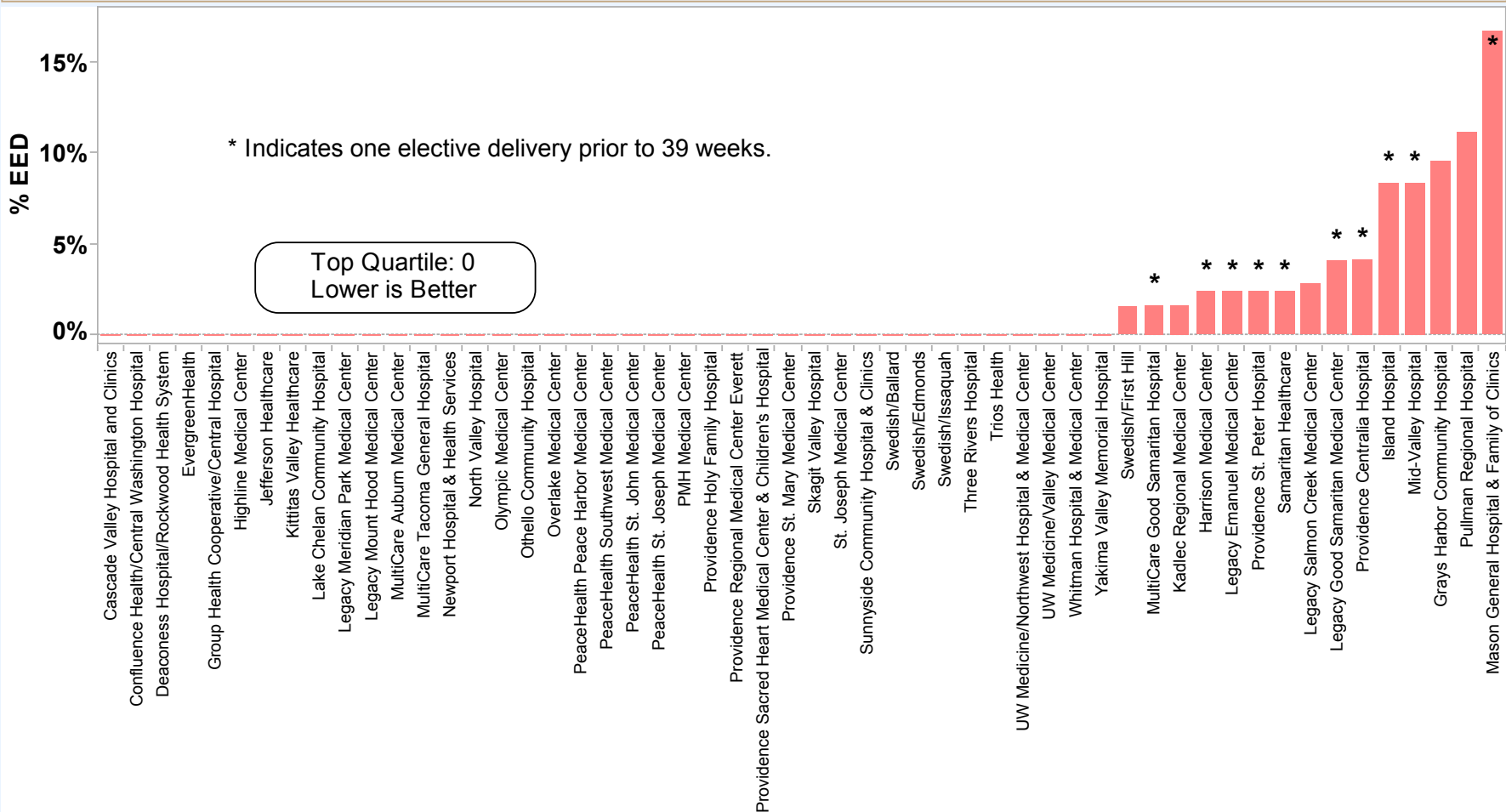


Partnership for Patients

Working Together for Safer Care

Partnership for Patients Summary Report - October 2014 Release

OB: Early Elective Delivery - 1Q 2014 Distribution

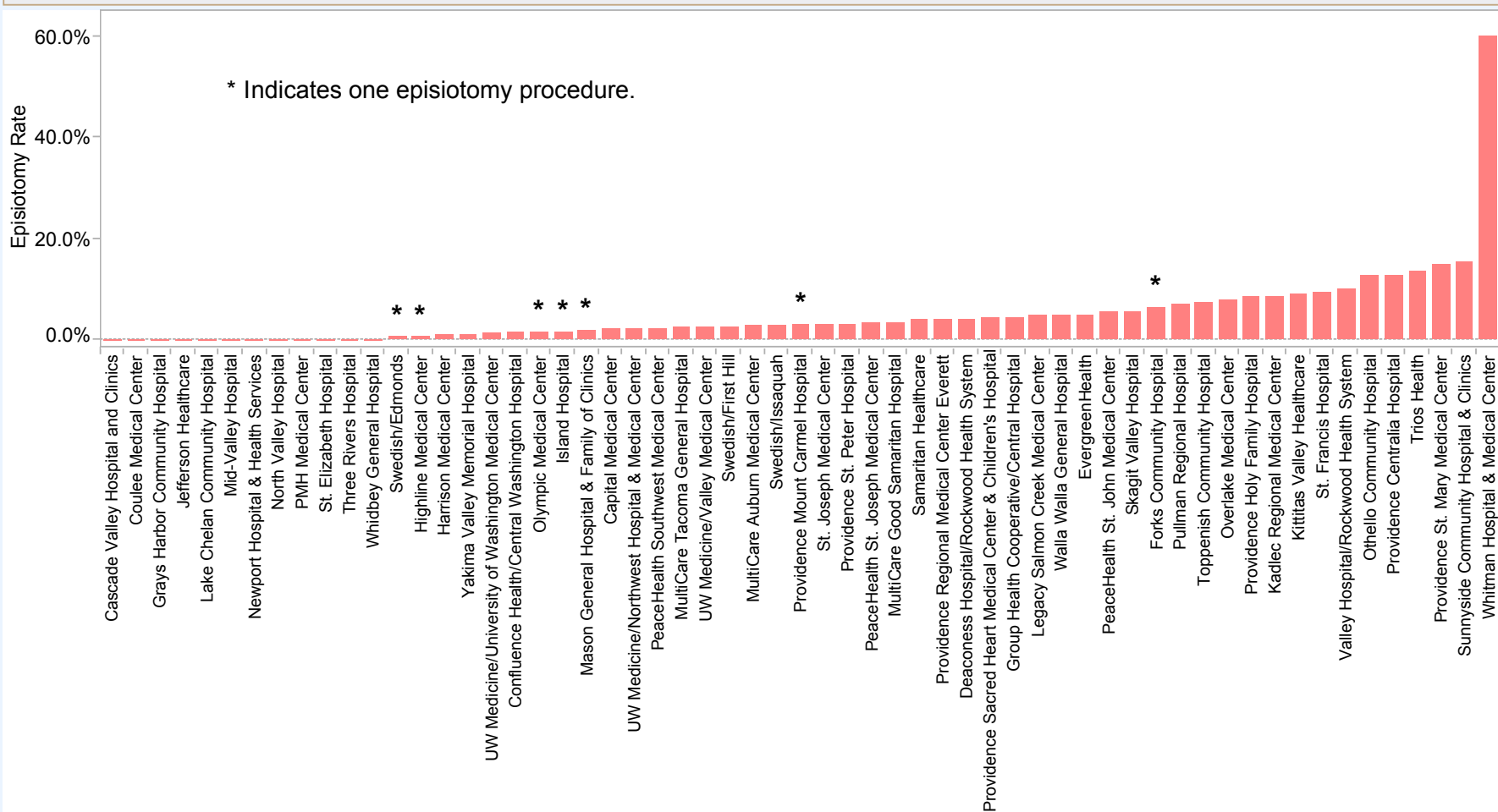


Definition: The Joint Commission, PC-01 Elective Delivery, patients with elective vaginal deliveries or elective cesarean sections at ≥ 37 and < 39 weeks of gestation

Data Source: Washington State Hospital Association's (WSHA) Quality Benchmarking System (QBS)

Partnership for Patients Summary Report - October 2014 Release

OB: Episiotomy for Spontaneous Vaginal Delivery (without forceps or vacuum) - 4Q 2013 Distribution

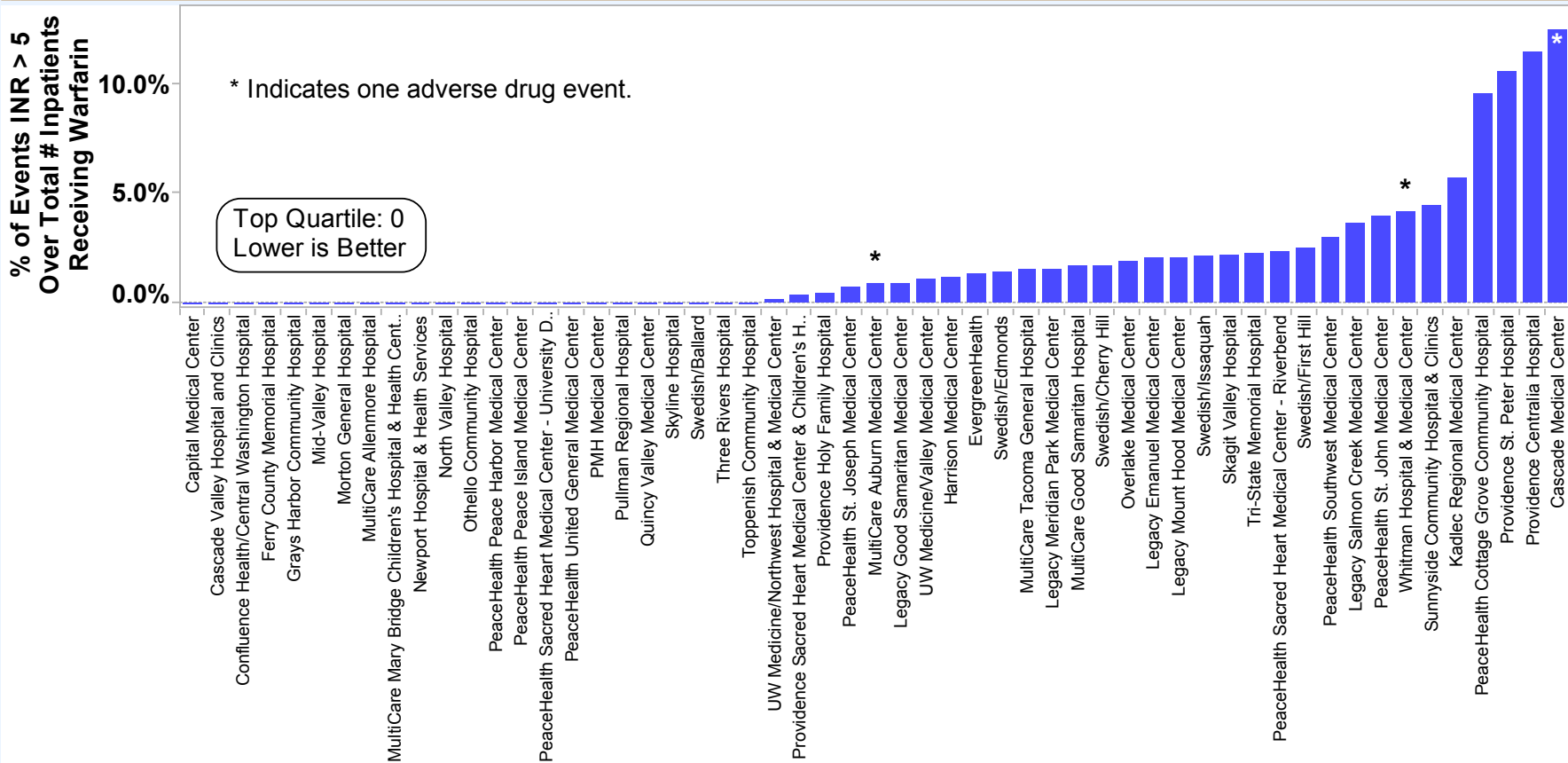


Definition: Percentage of vaginal deliveries (excluding those coded with shoulder dystocia and the use of instruments) during which an episiotomy is performed

Data Source: Washington State Department of Health Comprehensive Hospital Abstract Reporting System (CHARS)

Partnership for Patients Summary Report - October 2014 Release

Adverse Drug Events Anticoagulants: Option 1 - 1Q 2014 Distribution



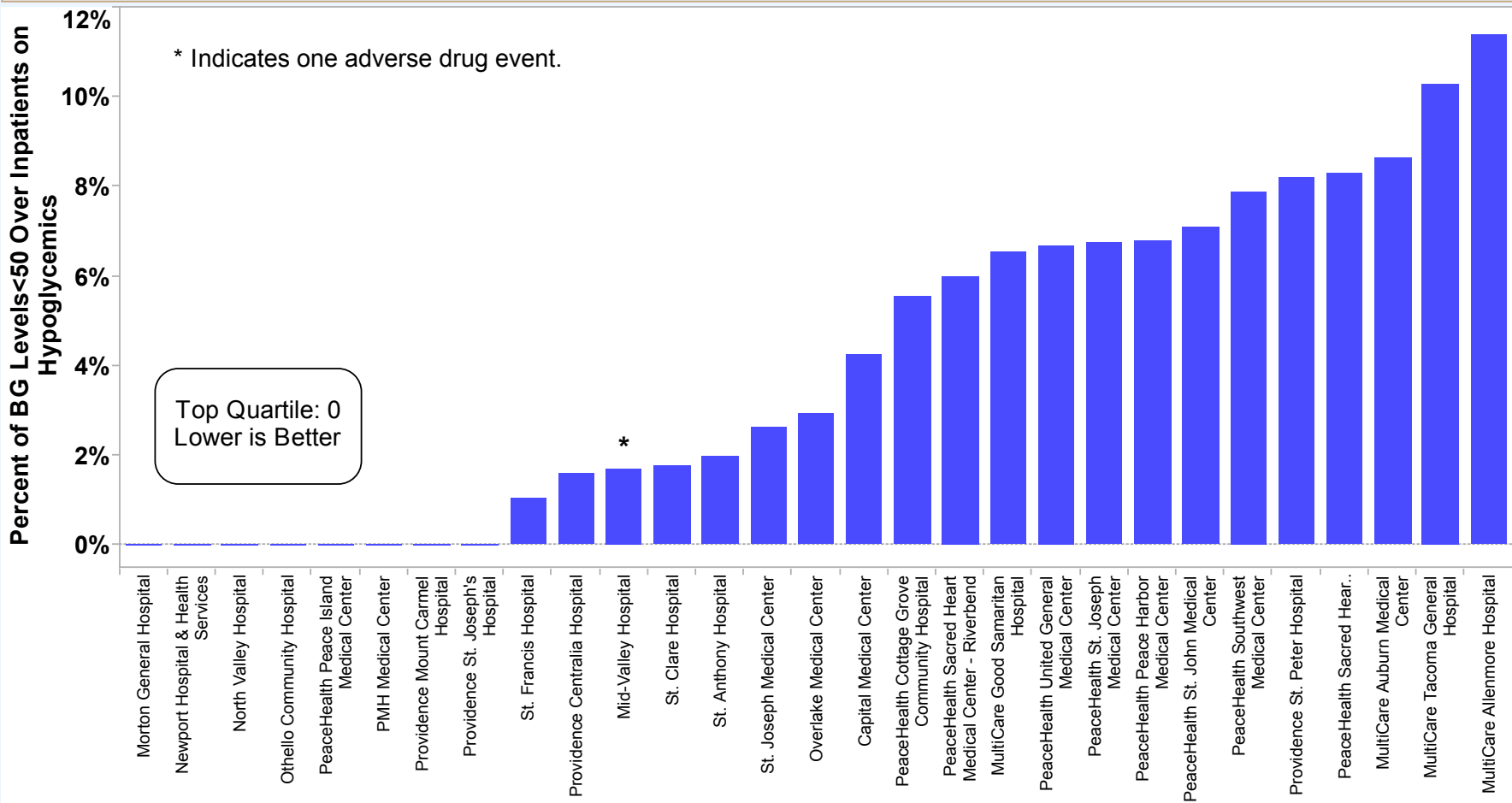
Definition: Number of patient events with an INR >5 after any warfarin administration (for patients cared for in an inpatient area) over the number of patients (cared for in an inpatient area) on warfarin. A patient that has multiple elevated INRs will be counted as one event until it drops below 3.5 and rises above 5 again

Exclusions: emergency department readings, patients admitted for trauma, patients with liver failure diagnosis, and patients given argatroban before warfarin

Data Source: Washington State Hospital Association (WSHA) Quality Benchmarking System

Partnership for Patients Summary Report - October 2014 Release

Adverse Drug Events Hypoglycemic Agent: Option 1 - 1Q 2014 Distribution



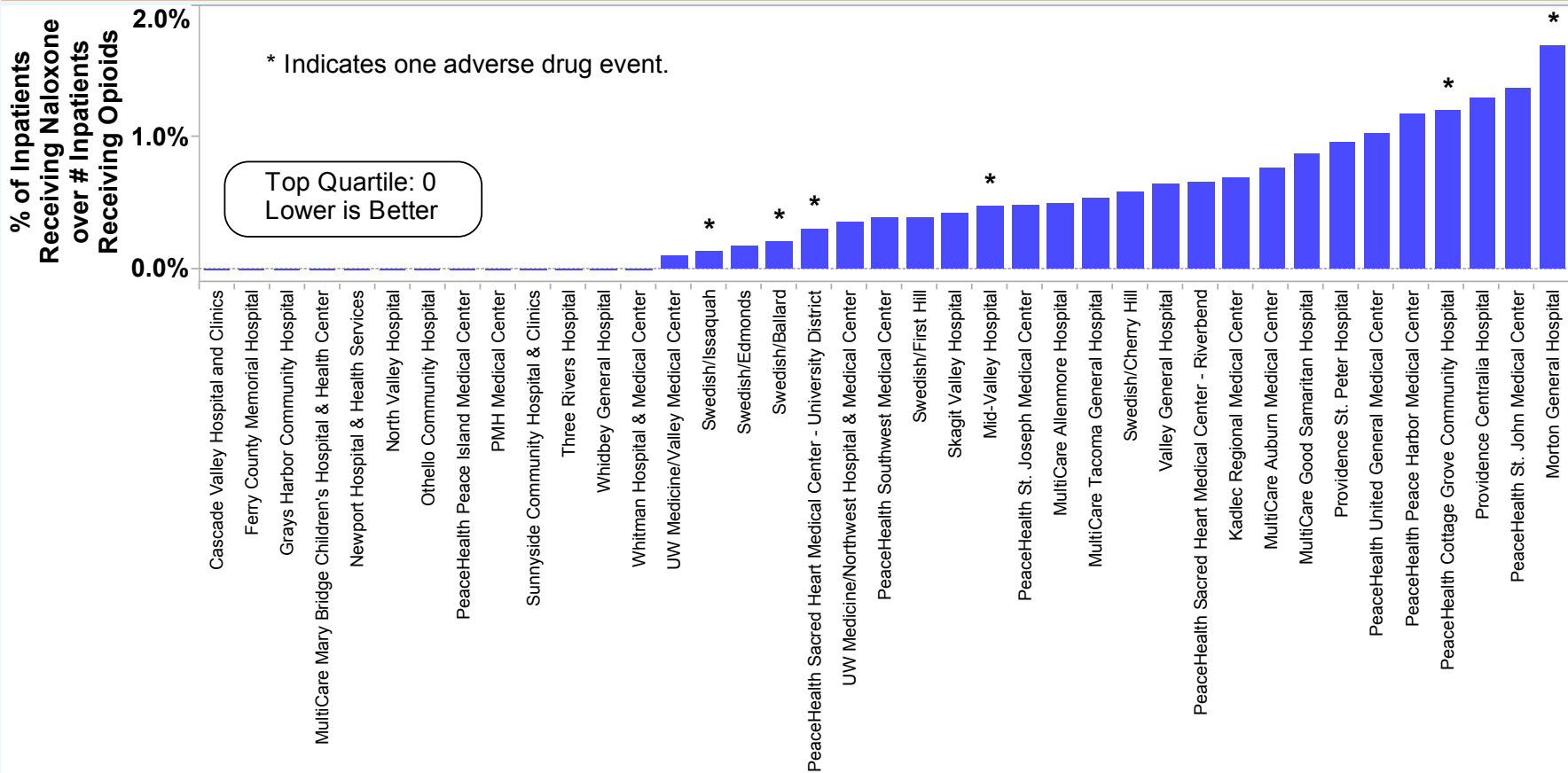
Definition: Number of patient blood glucose (BG)* levels of <50 mg/dl after any hypoglycemic agent administration (patients cared for in an inpatient area) over the number of patients (cared for in an inpatient area) receiving hypoglycemic agents (oral & insulin).

Data Source: Washington State Hospital Association (WSHA) Quality Benchmarking System.



Partnership for Patients Summary Report - October 2014 Release

Adverse Drug Events Opioids: Option 1 - 1Q2014 Distribution



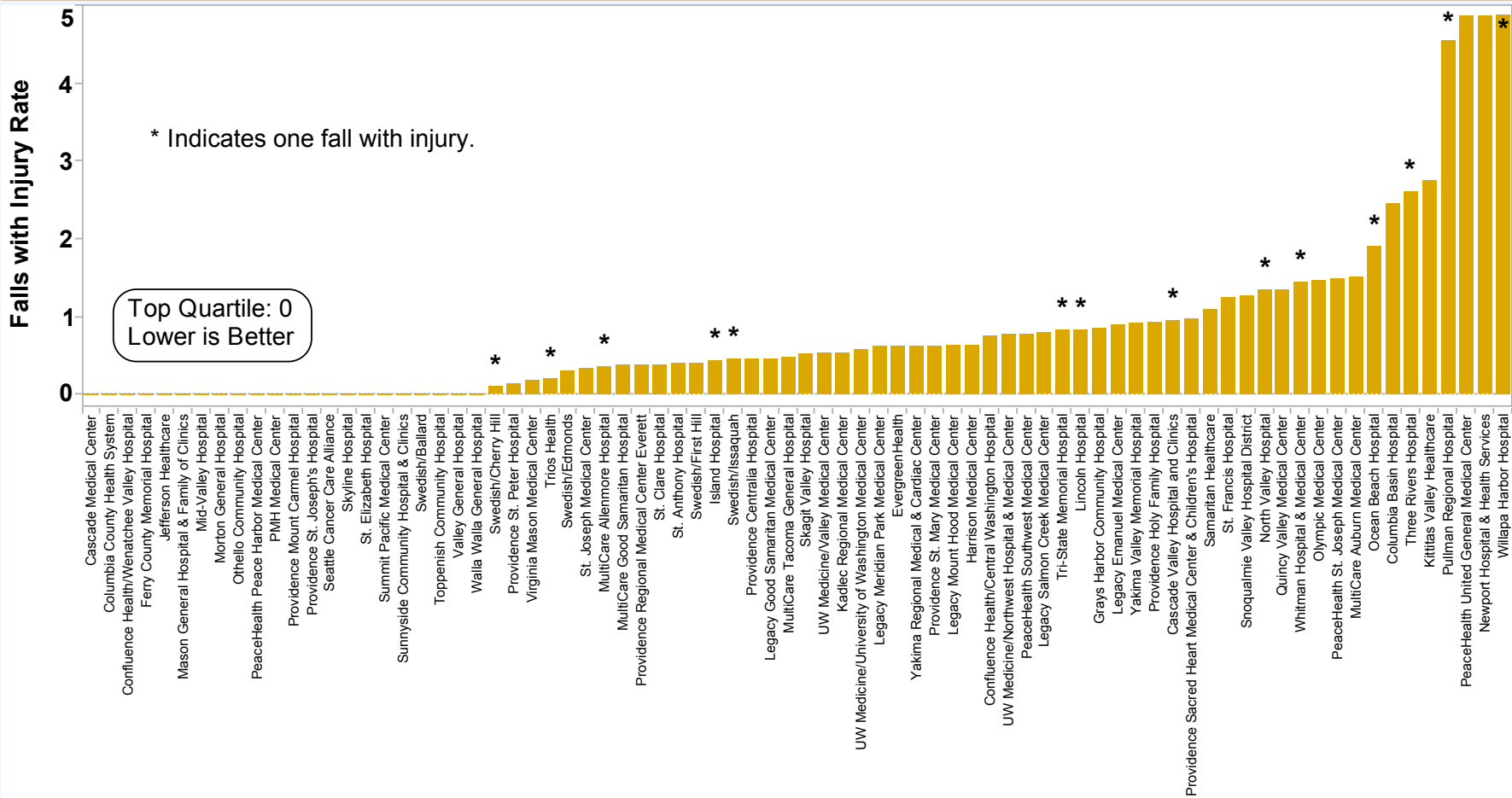
Definition: Number of patients (cared for in an inpatient area) who received naloxone after any opioid administration over number of patients (cared for in an inpatient area) receiving opioids.

Exclusions: naloxone given in PACU and procedural areas, given (via IV infusion) for epidural-related itching symptoms, all doses given in the ED or within 24 hours of admission for a diagnosis of suicide attempt, opiate abuse, dependence, poisoning, or overdose

Data Source: Washington State Hospital Association (WSHA) Quality Benchmarking System

Partnership for Patients Summary Report - October 2014 Release

Inpatient Falls with Injury - 2Q 2014 Distribution



Definition: National Database of Nursing Quality Indicators/Collaborative Alliance for Nursing Outcomes (CALNOC), number of falls with an injury level of minor or greater by type of unit during the calendar month per 1,000 patient days

Data Source: Washington State Hospital Association (WSHA) Quality Benchmarking System (QBS) and CALNOC




Partnership for Patients

Working Together for Safer Care

Partnership for Patients Summary Report - October 2014 Release

Pressure Ulcer Stage III and IV (or unstageable) - 1Q 2014 Distribution

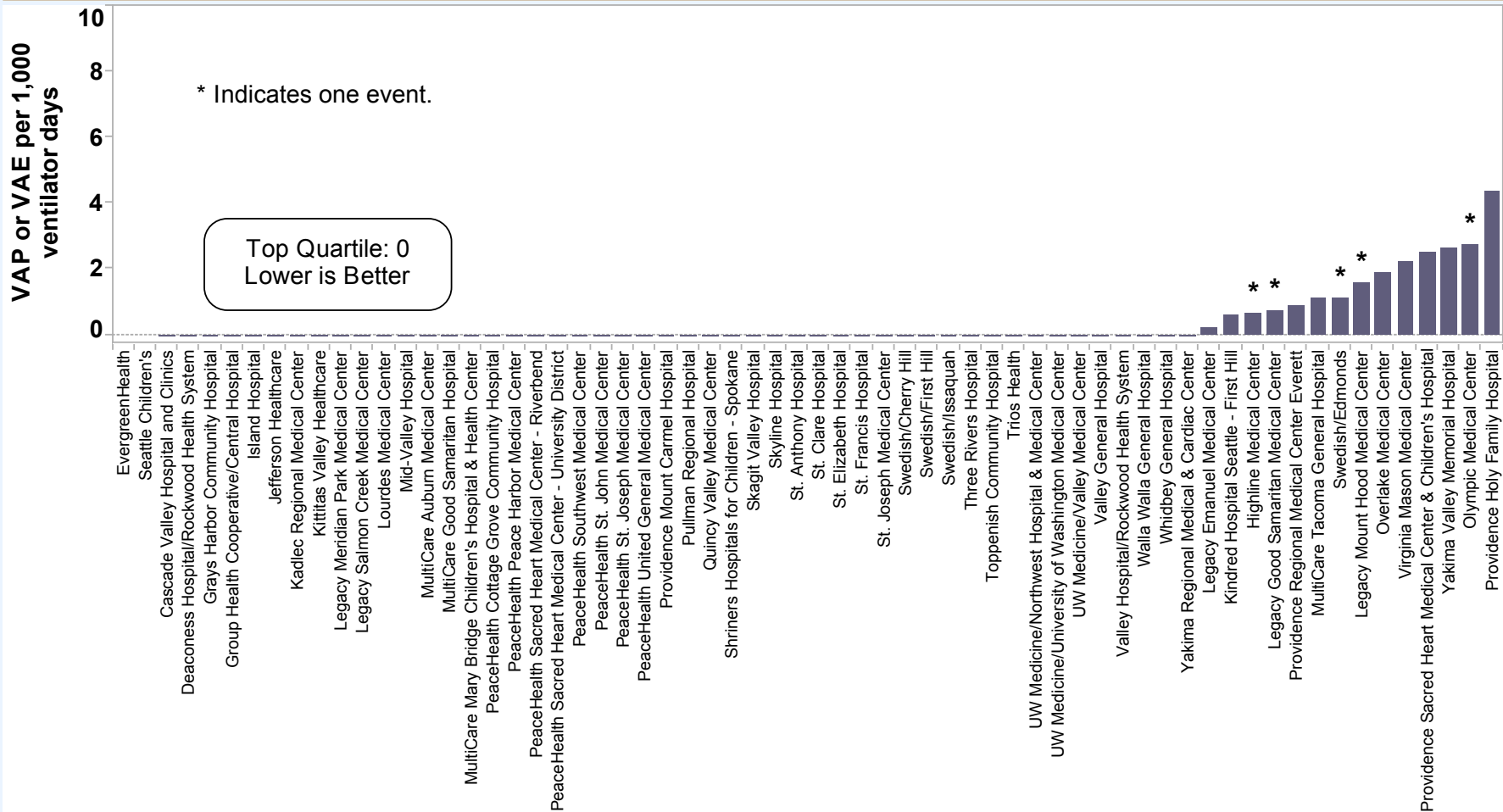


Definition: AHRQ Patient Safety Indicator #3 (modified to include stage II or higher pressure ulcers) number of stage II, III, or IV (or unstageable) pressure ulcer diagnosis per 100 medical and surgical discharges for patients 18 years or older

Data Source: Washington State Department of Health Comprehensive Hospital Abstract Reporting System (CHARS)

Partnership for Patients Summary Report - October 2014 Release

Ventilator Associated Events (VAE): Possible and Probable VAP - 2Q 2014 Distribution

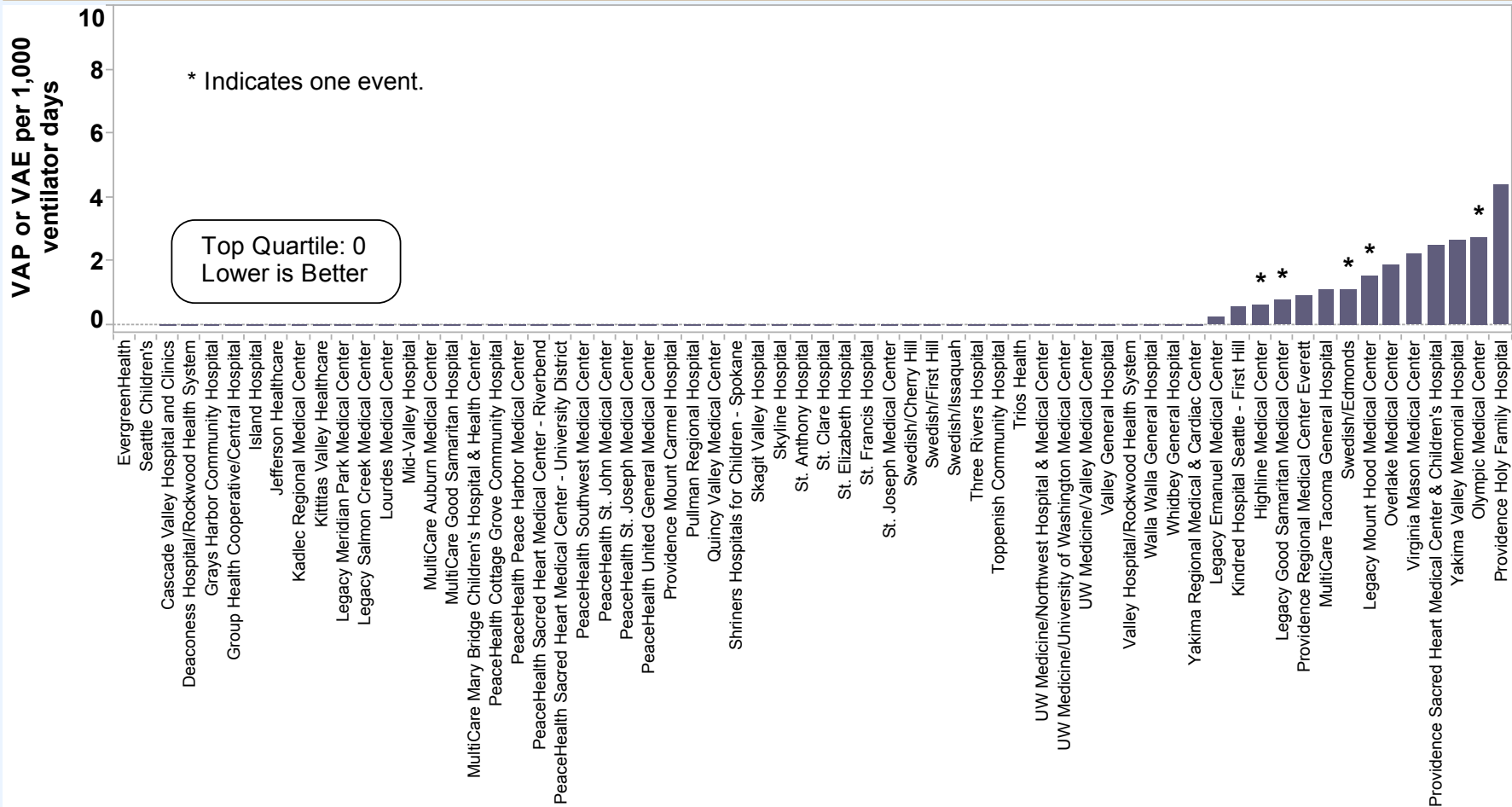


Defintion: Centers for Disease Control and Prevention's (CDC) National Healthcare Safety Network (NHSN), ventilator associated pneumonia infections per 1,000 ventilator days

Data Source: CDC NHSN

Partnership for Patients Summary Report - October 2014 Release

Ventilator Associated Pneumonia (VAP) - 2Q 2014 Distribution

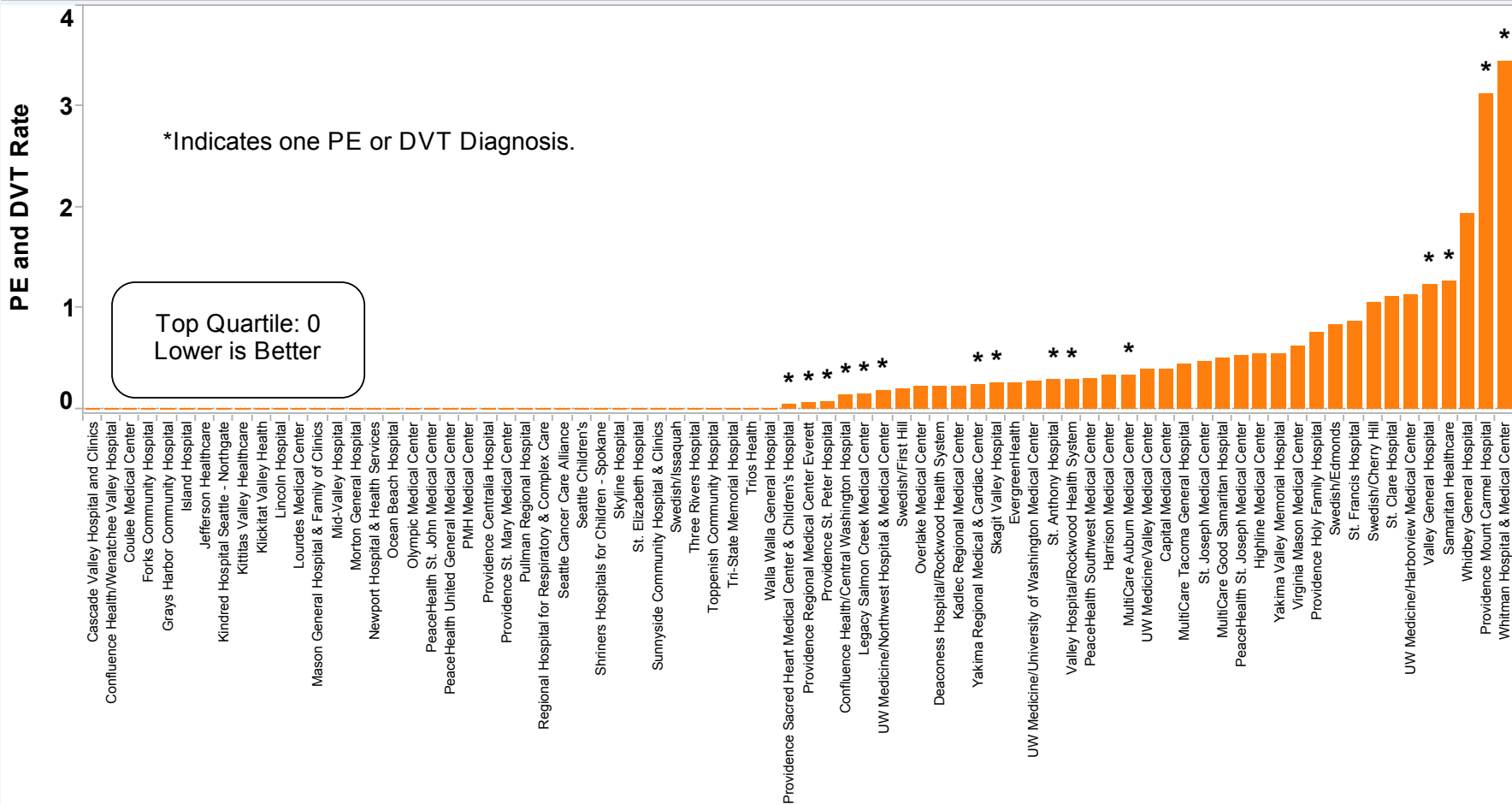


Defintion: Centers for Disease Control and Prevention's (CDC) National Healthcare Safety Network (NHSN), ventilator associated pneumonia infections per 1,000 ventilator days

Data Source: CDC NHSN

Partnership for Patients Summary Report - October 2014 Release

Postoperative Pulmonary Embolism (PE) or Deep Vein Thrombosis (DVT) - 4Q 2013 Distribution



Definition: AHRQ Patient Safety Indicator #12, Discharges with ICD-9-CM codes for PE or DVT in any secondary diagnosis field per all surgical discharges age 18 and older by specific MS-DRGs and an ICD-9-CM code for an operating room procedure

Data Source: Washington State Department of Health Comprehensive Hospital Abstract Reporting System (CHARS)